






# Tree Constraints Plan

Church Place  
Lydiard Milcent  
Swindon  
SN5 3NE

## KEY

-  Offset RPA taking into account topography and site conditions
-  Retained tree canopy outline
-  Category U tree to be removed.
-  Indicative entrance
-  Indicative new planting location

Survey by Sarah Duckworth  
Arboricultural Consultant

[www.duckworthsarboriculture.co.uk](http://www.duckworthsarboriculture.co.uk)  
T:01183279775 M:07810440546

Scale 1:500 @ A3

Date: November 2017  
Ref: PLAN 05014 / 2017

Duckworths Arboriculture were provided with a topographical survey which did not show the position of all of the key trees on this site.

The location of many trees within the plans has therefore been plotted by eye their locations being measured against fixed structures within the site.

As such the position of the trees is indicative and should not be taken as exact but gives a fair representation of the property in relation to the key trees on site.



**DUCKWORTHS ARBORICULTURE**

