





- - - - - Application Boundary  
 - - - - - Ownership Boundary  
  
 Site Area = **12,538sqm / 1.2538Ha**


 0 meters 20 40 60  
 scale at 1:1250

REVISIONS

	<p>© This drawing is the Copyright of PKA Architects Ltd Registered in England and Wales No 8605083. Do not rely on Scaled Dimensions- work to figured dimensions only. If in doubt - ASK All dimensions to be checked on site by contractor Work to existing building features where appropriate OS copyright licence AR100010276</p>		
<p>FILE PATH X:\Projects\Current Projects\1690-Jackson Keevil\03- Site Information\1690_Location Plan.dwg          DATE PRINTED Friday, 5 January, 2018</p>			

TITLE Mr & Mrs Jackson	STATUS CURRENT
SITE Southview Farm, Keevil	
DRAWN cf DATE 15-11-2013 SCALE 1:1250@A3	ISSUED FOR PLANNING
TITLE Location Plan	
DRAWING NUMBER 1690_Location Plan.dwg	



PKA Architects Ltd RIBA CHARTERED PRACTICE  
 Featherbrook, Whistley Road, Potterne, Devizes, Wiltshire. SN10 5TD  
 tel 01380-725688 email: peter@pka-architects.com www.pka-architects.com